

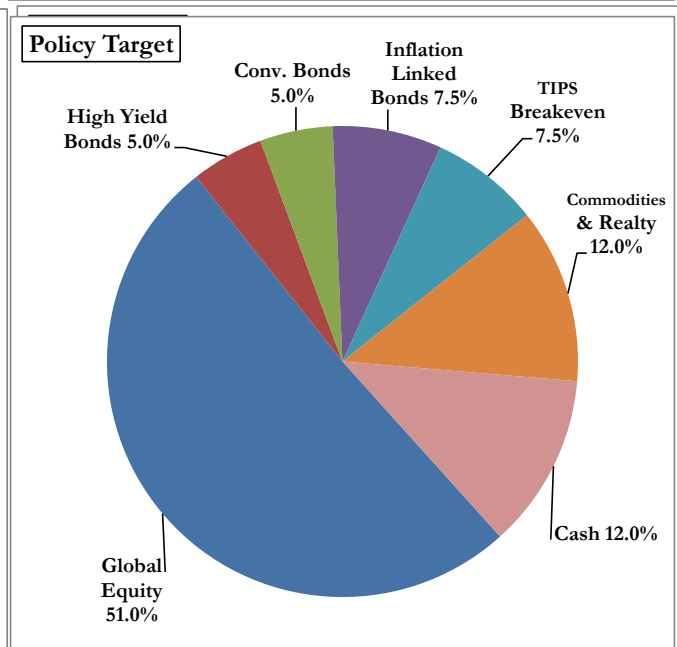
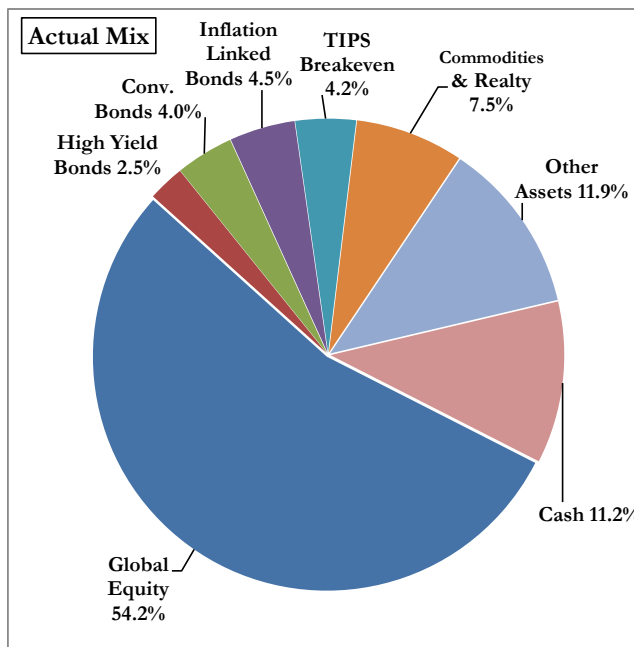
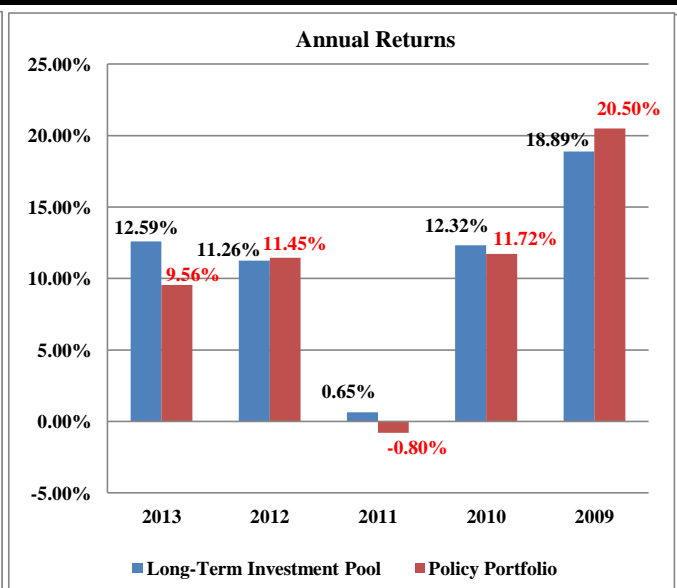
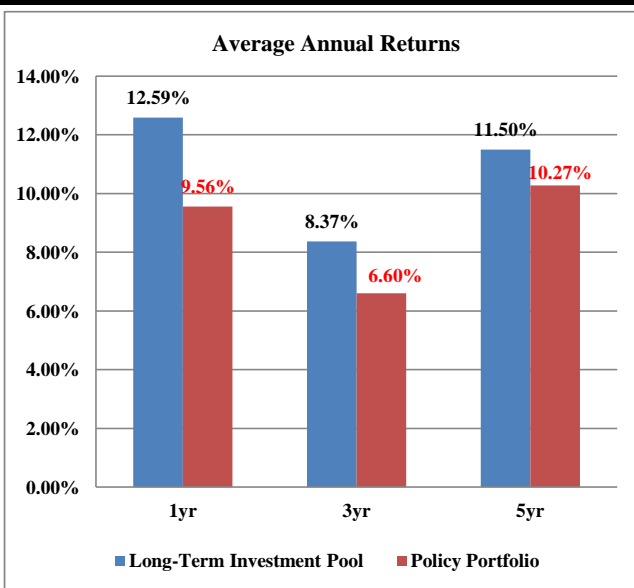


# GREATER NEW ORLEANS FOUNDATION

*For a vibrant region.*

## Investment Performance / Asset Mix

December 31, 2013	QTD	YTD	Trailing			
			1 year	3 years	5 years	10 years
Greater New Orleans Foundation Long-Term Investment Pool	3.80%	12.59%	12.59%	8.37%	11.50%	7.49%
Policy Portfolio	3.45%	9.56%	9.56%	6.60%	10.27%	---
S&P 500	10.51%	32.39%	32.39%	16.18%	17.94%	7.41%
Barclays Aggregate Bond Index	-0.14%	-1.02%	-1.02%	2.79%	4.18%	4.55%



**INVESTMENT STRATEGY** - GNOF uses a total return approach to investment management. The Investment Policy seeks to produce an annualized real, or inflation adjusted, return of 5% or more over long term holding periods. To reach this goal, the Investment Committee of the Board of Trustees works closely with an investment consultant to utilize a globally diversified mix of public and private equities, bonds and other assets